

Installation guide S10 Blast Middle Upper Carbon Chassis Plate #124619 taking the example of a S10 Blast TX 2






Tools required

LRP WorksTeam Tools Philipps, small #65771
LRP WorksTeam Tools 2.0mm Hex #65651

Please note: Seal the carbon part as explained in the sheet enclosed into the package.

1) Loosen the tagged screws. Then, remove receiver box and top deck.





- 2) Fit the carbon top deck and screw it down.
Then, mount the receiver box.

